



NAME \_\_\_\_\_ ROLL \_\_\_\_\_

English

1. Complete the alphabets:

A \_\_\_\_\_ C \_\_\_\_\_ F  
 \_\_\_\_\_ I \_\_\_\_\_ K \_\_\_\_\_  
 M \_\_\_\_\_ O \_\_\_\_\_ Q \_\_\_\_\_ S  
 \_\_\_\_\_ U \_\_\_\_\_ W \_\_\_\_\_ Y  
 \_\_\_\_\_

2. Match the following:

a	b
b	a
c	d
d	c
e	f
f	e
g	h
h	g

### 3. Encircle the same letters:

a	a	b	c	d
b	b	b	a	a
c	d	c	c	d
g	h	g	h	g
k	l	k	k	k
t	t	t	s	s
s	s	p	s	p
m	n	m	m	n
o	p	o	o	p
r	s	r	r	s

### 4. Fill in blanks:

a _____	c _____	m _____
e _____	g _____	q _____
l _____	k _____	s _____

### 5. Complete the sequence:

AB _____	ab _____	D _____	F
d _____	f	mn _____	P _____ R
S _____	U	GH _____	JK _____
M _____	O	P _____	R S _____ U

6. Write capital to small :



TO \_\_\_\_\_ DO \_\_\_\_\_ GO \_\_\_\_\_

NO \_\_\_\_\_ IN \_\_\_\_\_

7. Write small to capital:

is \_\_\_\_\_ in \_\_\_\_\_ to \_\_\_\_\_ on \_\_\_\_\_ it \_\_\_\_\_

10. Colour it:



8. Match the picture with alphabets:

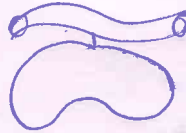
A



B



C



D



9. Two letters words writing:

to

To Do Go No

do

go

no

to

# Maths

1. Write backward counting 3 times and learn it.

10			
9			
8			
7			
6			
5			
4			
3			
2			
1			

2. Fill in the blanks.

1 \_\_\_\_\_ 3 \_\_\_\_\_ 5 \_\_\_\_\_ 7 \_\_\_\_\_

9 \_\_\_\_\_ 11 \_\_\_\_\_ 13 \_\_\_\_\_ 15 \_\_\_\_\_


17 \_\_\_\_\_ 19 \_\_\_\_\_ 21 \_\_\_\_\_ 23 \_\_\_\_\_

25 \_\_\_\_\_ 27 \_\_\_\_\_ 29 \_\_\_\_\_

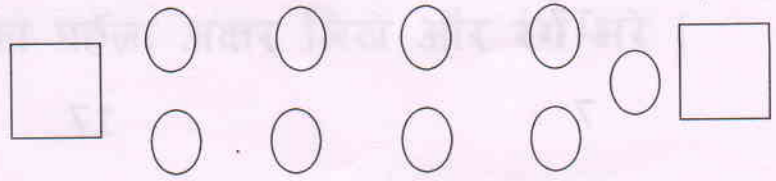

3. Write forward counting (1-20) three times.

1			
2			
3			
4			
5			
6			
7			
8			
9			
10			
11			
12			
13			
14			
15			
16			
17			
18			
19			
20			

4. Count and write.







5. Ring the smallest number.

5 2 7

7 3 2

7 5 3

4 9 6

2 1 9

8 9 0

6. Ring the largest number.

5 7 8

2 4 6

1 3 5

4 3 2

13 4 2

11 6 7

## 7. Matching

17

7

7

17

5

9

4

1

9

4

1

14

12

12

14

15

15

5

## 8. Before

\_\_\_\_\_ 4

\_\_\_\_\_ 7

\_\_\_\_\_ 8

\_\_\_\_\_ 9

\_\_\_\_\_ 12

\_\_\_\_\_ 13

## After—

6 \_\_\_\_\_

5 \_\_\_\_\_

8 \_\_\_\_\_

1 \_\_\_\_\_

3 \_\_\_\_\_

7 \_\_\_\_\_

## Between

3 \_\_\_\_\_ 5

6 \_\_\_\_\_ 8

8 \_\_\_\_\_ 10

11 \_\_\_\_\_ 13

15 \_\_\_\_\_ 17

## Write in words

1 \_\_\_\_\_

2 \_\_\_\_\_ 3 \_\_\_\_\_

4 \_\_\_\_\_

5 \_\_\_\_\_



# Hindi

1. चित्र पहचानकर उसका पहला अक्षर लिखें और रंग भरे ।




\_\_\_\_\_



\_\_\_\_\_



\_\_\_\_\_



\_\_\_\_\_



\_\_\_\_\_

2. खाली जगहों को सही स्वर वर्ण से भरे ।

अ \_\_\_\_\_ इ \_\_\_\_\_ उ \_\_\_\_\_ ए

\_\_\_\_\_ ओ \_\_\_\_\_ अं \_\_\_\_\_

3. समान अक्षर को आपस में मिलाये ।

ट

क



क

ट

प

च



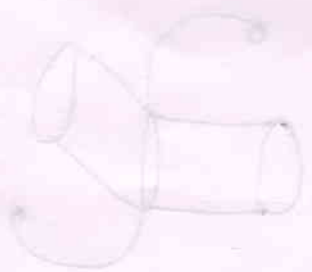
च

प



ह

म



म

ह

ल

द



द

ल

व

श

श

र

र

व

